

A. Narrow merchandise trade-weighted basket 2010

Based on merchandise trade shares in 2009

	<i>Export</i>	<i>Import</i>	<i>Average</i>	<i>Last change</i>
USD	4,06	8,13	6,10	-1,23
GBP	13,40	5,33	9,36	0,89
CAD	0,48	2,26	1,36	0,55
DKK	3,75	9,11	6,43	0,00
NOK	6,09	15,19	10,64	2,15
SEK	0,84	9,44	5,14	-0,29
CHF	1,38	3,21	2,30	0,06
EUR	61,87	32,91	47,39	1,78
JPY	1,95	4,02	2,99	-1,36
CNY	2,46	5,82	4,14	-0,69
AUD	0,13	1,89	1,01	-1,51
RUB	1,28	0,79	1,03	0,03
PLN	1,11	1,38	1,25	0,09
LTL	1,20	0,52	0,86	-0,46
<i>Total</i>	100,00	100,00	100,00	

Trade weights:

Weighted by trade shares of all countries accounting for more than 1% of Iceland's merchandise trade on average over a three-year period

B. Broad merchandise trade-weighted basket 2010

Based on merchandise trade shares in 2009

	<i>Export</i>	<i>Import</i>	<i>Average</i>	<i>Last change</i>
USD	3,96	7,49	5,73	-1,44
GBP	13,07	4,91	8,99	0,66
CAD	0,47	2,07	1,27	0,47
DKK	3,66	8,39	6,02	-0,26
NOK	5,94	13,99	9,96	1,68
SEK	0,82	8,69	4,75	-0,53
CHF	1,35	2,96	2,14	-0,02
EUR	60,34	30,30	45,32	0,55
JPY	1,90	3,70	2,80	-1,46
CNY	2,40	5,36	3,88	-0,83
RUB	1,24	0,72	0,99	0,00
PLN	1,09	1,27	1,18	0,05
LTL	1,17	0,48	0,83	-0,47
NGN	2,08	0,00	1,04	0,44
KRW	0,30	0,53	0,42	0,11
AUD	0,13	1,74	0,94	-1,51
SRD	0,00	1,53	0,77	0,77
BRL	0,08	4,42	2,25	2,25
JMD	0,00	1,45	0,72	0,72
<i>Total</i>	100,00	100,00	100,00	

Trade weights:

Weighted by trade shares of all countries accounting for more than 0.5% of Iceland's merchandise trade on average over a three-year period

C. Narrow trade-weighted basket 2010

Based on merchandise and services trade shares in 2009

	<i>Export</i>	<i>Import</i>	<i>Average</i>	<i>Last change</i>
USD	6,94	13,81	10,38	1,99
GBP	13,92	11,37	12,65	3,01
CAD	1,37	1,98	1,67	0,75
DKK	6,81	10,36	8,59	1,80
NOK	5,69	11,87	8,78	0,93
SEK	3,98	7,27	5,62	0,33
CHF	1,49	3,26	2,38	0,24
EUR	53,19	30,19	41,69	-3,73
JPY	1,43	2,59	2,01	-1,95
CNY	1,77	3,84	2,80	-1,51
RUB	1,45	0,56	1,00	0,10
PLN	0,92	1,04	0,98	-0,05
LTL	0,81	0,42	0,62	-0,56
AUD	0,23	1,44	0,83	-1,35
<i>Total</i>	100,00	100,00	100,00	

Trade weights:

Weighted by trade shares of all countries accounting for more than 1% of Iceland's merchandise and services trade on average over a three-year period

D. Broad trade-weighted basket 2010

Based on merchandise trade and services shares in 2009





	<i>Export</i>	<i>Import</i>	<i>Average</i>	<i>Last change</i>
USD	6,85	13,40	10,13	1,89
GBP	13,67	11,10	12,39	2,88
CAD	1,36	1,86	1,61	0,71
DKK	6,72	9,90	8,31	1,66
NOK	5,58	11,11	8,34	0,67
SEK	3,94	6,79	5,37	0,22
CHF	1,47	3,10	2,29	0,20
EUR	52,13	28,53	40,33	-4,34
JPY	1,40	2,39	1,89	-1,98
CNY	1,72	3,54	2,63	-1,58
RUB	1,42	0,52	0,97	0,08
PLN	0,91	0,97	0,94	-0,06
LTL	0,80	0,40	0,60	-0,56
NGN	1,50	0,00	0,75	0,20
KRW	0,20	0,34	0,27	0,01
AUD	0,23	1,35	0,79	-1,33
SRD	0,00	0,97	0,48	0,48
BRL	0,09	2,81	1,45	1,45
JMD	0,01	0,92	0,46	0,46
<i>Total</i>	100,00	100,00	100,00	

Trade weights:

Weighted by trade shares of all countries accounting for more than 0.5% of Iceland's merchandise and services trade on average over a three-year period

E. Narrow services-weighted trade index 2010

Based on service trade shares in 2009

	<i>Export</i>	<i>Import</i>	<i>Average</i>	<i>Last change</i>
USD	11,97	23,54	17,75	2,03
GBP	14,82	21,72	18,27	0,24
CAD	2,93	1,49	2,21	0,40
DKK	12,15	12,49	12,32	2,74
NOK	4,98	6,19	5,58	1,73
SEK	9,45	3,56	6,50	1,18
CHF	1,69	3,36	2,52	0,57
EUR	38,05	25,52	31,79	-10,49
JPY	0,52	0,14	0,33	-0,45
CNY	0,55	0,44	0,50	-0,18
RUB	1,74	0,17	0,96 	0,96
PLN	0,60	0,46	0,53 	0,53
LTL	0,14	0,26	0,20 	0,20
AUD	0,41	0,66	0,54 	0,54
<i>Total</i>	100,00	100,00	100,00	

Trade weights:

Weighted by service trade shares of all countries accounting for more than 1% of Iceland's merchandise trade on average over a three-year period

F. Broad services-weighted trade index 2010

Based on service trade shares in 2009

	<i>Export</i>	<i>Import</i>	<i>Average</i>
USD	11,89	23,52	17,70
GBP	14,72	21,70	18,21
CAD	2,91	1,49	2,20
DKK	12,07	12,48	12,28
NOK	4,95	6,18	5,56
SEK	9,38	3,55	6,47
CHF	1,68	3,35	2,52
EUR	37,80	25,50	31,65
JPY	0,52	0,14	0,33
CNY	0,55	0,44	0,50
RUB	1,73	0,17	0,95
PLN	0,60	0,46	0,53
LTL	0,14	0,26	0,20
NGN	0,50	0,01	0,25
KRW	0,03	0,02	0,02
AUD	0,40	0,66	0,53
SRD	0,00	0,00	0,00
BRL	0,11	0,06	0,09
JMD	0,02	0,01	0,01
<i>Total</i>	100,00	100,00	100,00

Trade weights:

Weighted by service trade shares of all countries accounting for more than 1% of Iceland's merchandise trade on average over a three-year period